



USA COIL
& AIR

What We Offer

COIL COATING OVERVIEW

FinKote2
FinKoteZx
FinKoteRx

COIL COATING


FinKote2 is the premium coating system for the HVAC industry. Years of ineffectual coatings in the HVAC market prompted the development of FinKote as a way to address those shortcomings. Finkote is a high edge build e-coating system that effectively coats both microchannel and tube and fin coils in AC units. Aluminum, copper, and steel coils can now be protected from corrosion, particularly in cases of high UV exposure, coastal installations, and offshore projects — anywhere with a highly abrasive environment that will cause premature wear on coils. FinKote2 is the most advanced currently available e-coat system in the HVAC industry.

FinKote2 now includes a standard 6 Year Warranty!



PRETREATMENT

Parts are cleaned and pretreated with a conversion coating to prepare the part for electro-coating. This process guarantees a perfect final coat that is able to withstand corrosive environments where conventional coils would break down and fail.



ELECTRO-COAT

Direct current is applied between the parts and an electrode. Paint is attracted by the electric field to the part where the current is deposited. This process allows for a durable and longer lasting bond that is optimal for areas that are unable to be painted conventionally.



RECOVERY

Every coil and all its parts are rinsed to reclaim deposited paint solids, ensuring a perfect coating with no leftover residue or product waist. Any debris or foreign material could effect performance and result in possible system failure. Perfection and complete customer satisfaction is our number one priority.



CURE

Paint is thermally cross-linked and cured to the surface. Our curing process allows for a total dry and hardened exterior in a short period of time. With the heat application and curing process you can rest assured that your coating will provide adequate protection and increase longevity.

Have any questions or need any additional information? Feel free to contact us - We are here to help!

USA Coil & Air | Visit us Online at www.usacoil.com | Contact us today at 800.872.2645

COIL COATING



FinKOTE2 PERFORMANCE TESTING

TEST	SPECIFICATION	RESULTS
SWAAT run to fail	ASTM G85 A3	289 Days (6936 hrs)
30 Day SWAAT + Adhesion	ASTM G85 A3, ASTM D3359	Pass, 4B
2400 hr Cyclic corrosion + Burst	ASTM G85 A2	Pass, 2100 psi
Water resistance	ASTM D870-09	Pass, 260 hrs, no flaking or chipping
Chipping resistance	ASTM D3170	Pass, 7A
Steam resistance	ASTM D714	Pass, 48 hr, #6 or better
Humidity resistance	ASTM D2247	Pass, 600 hrs, no blistering or gloss loss
UV & QUV resistance	ASTM G53-88, D4587, D523	1000 hrs, no loss
Chemical resistance		48 hr immersion resistant to over 200+ chemicals
Heat transfer		<3%
Thickenss	ASTM 376	.8 - 1.2 mil (E-COAT) 1.8 - 4 mil (total)
Flexibility	ATSM D4145, ATSM 522	2T, 5/8" mandrel
Impact resistance	ASTM D2794-93	120 in. lbs, no cracking or chipping
Adhesion	ASTM 3359	5B

COIL COATING

Anti-Microbial



Dramatically Reduces the Growth of Germs On Surface • 99% Effective Against Mold, Mildew, E Coli, H1N1 and MRSA • Permanently Bonded To The Surface • Destroys Microorganisms by Attacking the Cell Membrane

Spectrum Microbial Control:

Fungi, Mold, Mildew, Germs, Gram (+) and Gram (-) Bacteria, Yeast, and Algae.



INFINITE LIFE

The film cannot be removed by moving air, water/detergents, or physical touch. The longer polymer chains will kill microbes on contact as long as the microbes can come in contact with the treated surface.



DURABILITY

As an organic functional silane, this chemistry has the ability to react with surfaces and with itself in ways that allow for durability consistent with the durability of the substrate that is being treated. The bound monomers react with each other to form a cross-linked polymer of extremely high molecular weight, thereby producing an essentially permanent antimicrobial surface.



BROAD APPLICATIONS

The product provides the chemical stability needed for compatibility with all kinds of substrates and typical manufacturing processes while being able to survive the use and abuse of commercial and consumer applications.



HOW IT BONDS

1. Ion Exchange - Very rapid cationic coating is developed one molecule deep. This is an ion exchange process by which the cation of the silane compound replaces protons from water on the surface.
2. Polymer Cross-Linking - 2 ways - The silane compounds have silicon functionality enabling them to polymerize, after they have coated the surface, to become almost irremovable even on surfaces with which they cannot react, covalent bonding to that surface will also occur and it is also possible to have intermolecular polymerization.



STANDARD 1 YEAR WARRANTY

Have any questions or need any additional information? Feel free to contact us - We are here to help!

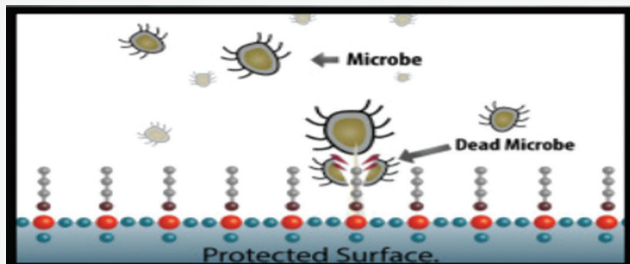
USA Coil & Air | Visit us Online at www.usacoil.com | Contact us today at 800.872.2645

COIL COATING

Advanced Anti-Microbial



PARTIAL LIST OF PATHOGENS DESTROYED OR INACTIVATED



Gram Negative Bacteria

Actinobacter aerogenes
 Actinobacter calcoaceticus
 Aerobacter aerogenes
 Aeromonas hydrophilia
 Citrobacter deversus
 Citrobacter freundii
 Enterobacte aerogenes
 Enterbacter agglomerans
 Enterobacter cloacae
 Enterococcus sp. coli
 Klebsiella oxytoca
 Klebsiella pneumoniae
 Klebsiella pneumophila
 Legionella morganii
 Mycobacterium tuberculosis
 Proteus Mirabilis
 Vulgaris Proteus
 Pseudomonas aeruginosa
 Pseudomonas fluorscens
 Psuedomonas pulida
 Salmonella cholera suis
 Salmonella typhimunium
 Salmonella typhosa
 Serratia liquifaciens
 Serratia marcescens
 Treponema hydysenteriae
 Xanthomonas campestris

Gram Positive Bacteria

Bacillus sp. (vegative cell)
 Bacillus subtilis
 Clostridium difficile
 Corynebacterium diptheriae
 Enterococcus sp. (incl. VRE)
 Listeria
 Micrococcus sp.
 Mycobacterium tuberculosis
 Mycobacterium smegmatis
 Propionibacterium acnes
 Staphylococcus aureus
 Staphylococcus aureus (MRSA)
 Staphylococcus epidermis
 Streptococcus faecalis
 Streptococcus mutans
 Streptococcus pneumonia
 Streptococcus pyogenes

Viruses

Adenovirus Type II & IV
 Bovine Adenovirus Type I & IV
 Feline pneumonitis
 Herpes simplex Type I
 Herpes simplex Type II
 HIV-1
 Influenza A2 (Aichi)
 Influenza A2 (Asian)
 Influenza B
 Mumps
 Norovirus
 Parainfluenza (Sendai)
 Rous sarcoma
 Reovirus Type I
 Simian Virus 40
 Vaccinia
 MS2
 PRD1

Fungi, Algae, Mold, Yeast, Spores

Alterania alternate
 Aphanizonmenon sp.
 Aspergillus flares
 Aspergillus niger
 Aspergillus sydowi
 Aspergillus terreus
 Aspergillus versicolor
 Aspergillus verrucari
 Anabaena cylindrica
 Aureobasidium pullans
 Candida albicans
 Candida pseudotropocalis
 Cephalascus fragans
 Chaetomium globsum
 Chlorophyta protococcus
 Chlorophyta selenastrum
 Chlorophyta sp.
 Chrysophyta sp.


Chrysophta sp.
 Chlorella vulgaris
 Cladopsorium cladosporioides
 Cyanophyta anabaena
 Cyanophyta oscillatoria
 Cyanophyta (blue-green) sp.
 Dreschlera australiensis
 Epidermophytan sp.
 Gliomastix cerealis Escherichia
 Gloeophyllum trabeum
 Gonium sp.
 Microsporium sp.
 Microsporium audouinii
 Monilia grisea
 Oscillatoria sp.
 Penicillium chrysogenum
 Penicillium commune
 Penicillium funiculosum

Penicillium pinophilium
 Penicillium variable
 Phoma fimeti
 Pithomyces chartarum
 Poria placenta
 Pullularia pullans
 Scenedesmus
 Saccharonyces cerevisiac
 Scolecobasidium humicola
 Selenastrum gracile
 Selenastrum sp.
 Trichoderma viride
 Trichophyton interdigital
 Trichophyton maidson
 Trichophyton mentagrophytes
 Trichophyton sp.

COIL COATING

Extreme Environment Coating

FinkoteZx, a multi-layered coating process designed to withstand the worlds most challenging applications. Food processing plants, waste water treatment facilities, airports and refineries are locations where extreme chemical attack occurs. FinkoteZx custom formulates a coating package designed to meet the chemical resistance requirements of the location. NSF-51 Certified and FDA compliant top coats available.



OUR COATING

Advanced Zirconium Oxide Pretreatment • Electro-deposit Epoxy Base Primer - NSF51 Certified • Cross-linked Top Coat - FDA Compliant • Extreme chemical resistance • Acid Resistant, Chlorides, Sanitizers, H2S



PERFORMANCE TESTING

- Corrosion: ASTM G85-A3 6900+
- Adhesion: ASTM D3359 5B
- NSF - 51 Certified



PROPERTIES

- EC-6100 Cathodic base primer
- Proprietary Chemical Resistant Top coats
- DFT - 1.5 - 2.8 ml
- Max temp - 550 F Continuous



APPLICATIONS

Food Processing Plants, Waste Water Treatment Facilities, Airports, Refineries/ Chemical Processing, Offshore Platforms, Mining



STANDARD 1 YEAR WARRANTY

Have any questions or need any additional information? Feel free to contact us - We are here to help!

USA Coil & Air | Visit us Online at www.usacoil.com | Contact us today at 800.872.2645

COIL COATING

Extreme Environment Systems



FinKOTE Zx EXTREME ENVIRONMENT COATING SYSTEMS

FinKoteZx IS RESISTANT TO THE FOLLOWING CHEMICALS

Acetone	Fluorides	Ozone
Acetic Acid	Formic Acid	Peracetic Acid 0.08%
Acetates	Fructose	Perchloric Acid
Amines	Gasoline	Phosphoric Acid
Ammonia	Glucose	Potassium Chloride
Ammonium Hydroxide	Glycol	Potassium Hydroxide
Amino Acids	Glycol Ether	Propyl Alcohol
Bleach	Hydrochloric Acid	Salicylic Acid
Butyl Alcohol	Hydrogen Peroxide	Salt Water
Calcium Chloride	Hydrogen Sulfide	Sodium Chloride
Carbonic Acid	Iodine	Sodium Hypochlorite 5%
Chlorides	Isobutyl Alcohol	Sodium Hydroxide <10%
Chlorine Gas	Isopropyl Alcohol	Sodium Sulfate
Chromic Acid	Kerosene	Sucrose
Citric Acid	Lactic Acid	Sulfuric Acid 25-28%
Creosol	Methol	Sulfates
Diesel Fuel	Methanol	Starch
Ethyl Acetate	Methylene Chloride	Tolulene
Ethyl Alcohol	MEK	Xylene
Ethyl Ether	Methyl Isobutyl Ketone	Additional Testing Available

COIL COATING

Finkote 2 Cleaning

This document provides guidelines for general and routine maintenance in accordance with FinKote2 warranty requirements. All manufacturers' directions for maintaining your system should be followed. This guideline provides the required cleaning intervals and steps to validate the FinKote2 warranty.



FREQUENCY

All coils must receive quarterly maintenance procedures outlined below to maintain your FinKote2 warranty as stated in the Terms and Conditions.



SAFETY

Safety procedures should be followed at all times. This includes, but not limited to, electrical power, protective clothing and proper tools to complete the task.



SHUT OFF POWER

Follow lock out / tag out procedures to ensure the unit is powered down prior to any cleaning procedures.

CLEANING STEPS



1. All cleaning must be done in the direction of the fin stock to reduce fin damage.
2. Chlor*Rid DTS must be properly flushed from the coil.
3. Be Gentle
4. Any pressurized cleaning systems can cause damage to the fins if you are too aggressive. Keep pressure nozzle at a 8"-16" distance from the coil with a 40° angular tip to prevent folding the fins over. Recommended maximum pressure should be 900 psi. Test a small section along the edge to establish distance and direction.
5. Bleach, household cleaners and contaminated water are not approved for cleaning and will reduce service life and void warranties.

Have any questions or need any additional information? Feel free to contact us - We are here to help!

USA Coil & Air | Visit us Online at www.usacoil.com | Contact us today at 800.872.2645

COIL COATING

Finkote 2 Cleaning



CHEMICALS TO USE

Use Chlor*Rid DTS for the removal of chlorides, sulfates, nitrates and soluble salts.



SURFACE PREP

Coils may exhibit a build-up of dirt, grass, ragweed and many other airborne contaminants. Avoid pushing or driving materials deeper into the coil while cleaning. Use a soft bristle brush and/or a shop vac to remove as much debris as possible from the surface of the coil. If necessary, wash the face of the coil using a pressure washer with a maximum pressure of 900 psi at the spray tip. This should be done at a distance of 8"–16" and in the direction of the fin stock.



SOLUBLE SALT REMOVAL

Chlor*Rid DTS may be applied using a low pressure pump-up sprayer and does not require dilution before being applied to a FinKote2 coil. It is necessary to wet the entire surface of the coil starting at the bottom and working to the top. After the surface has been thoroughly wetted and 5 minutes has elapsed, the salts will have been solubilized and rinsing will be required. Thoroughly rinse the coil from the front and back side using a pressure washer at less than 900 psi. Depending on the severity of the contamination, it may be required to repeat the salt removal process



DOCUMENTATION

1. Record date of installation
2. Record quarterly cleaning methods and service provider
3. Contact your FinKote2 representative if you have any questions or if you need assistance.

Have any questions or need any additional information? Feel free to contact us - We are here to help!

USA Coil & Air | Visit us Online at www.usacoil.com | Contact us today at 800.872.2645



EST. 1984

OUR STORY

USA Coil & Air is one of the largest and oldest replacement coil companies in our industry. Over the years, we have developed other great lines of HVAC equipment to include direct drive and belt drive fan coil units, central station units with emphasis on the replacement market as well as fluid coolers, remote air-cooled condensers and tube bundles. Every one of our lines is specific to the quick shipment and requirements of the replacement market. You will find that we make this process simple and easy. We have expedited schedules for all our equipment and know how to deal with existing facilities and the problems related to shipment and delivery. We also pride ourselves with great application engineering so that you don't replace equipment without having a true understanding of why the original might have failed and what can be provided in the replacement to increase longevity.



Have any questions or need any additional information? Feel free to contact us - We are here to help!

USA Coil & Air | Visit us Online at www.usacoil.com | Contact us today at 800.872.2645