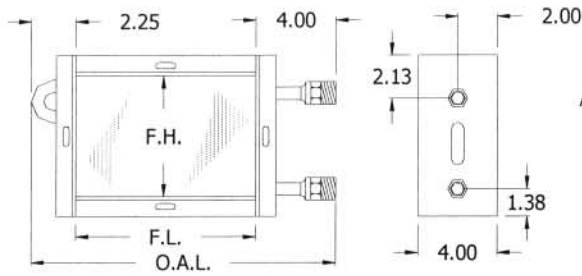


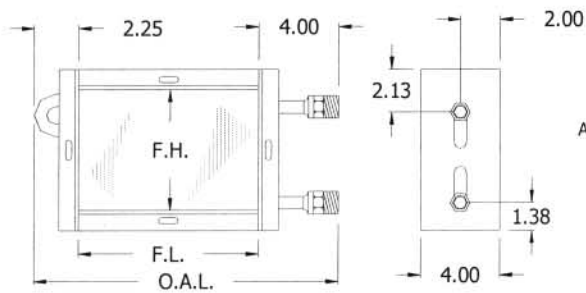
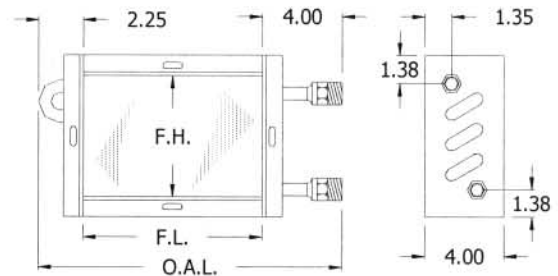
5/8" TUBE 1 AND 2 ROW BOOSTER COILS

1 ROW COILS

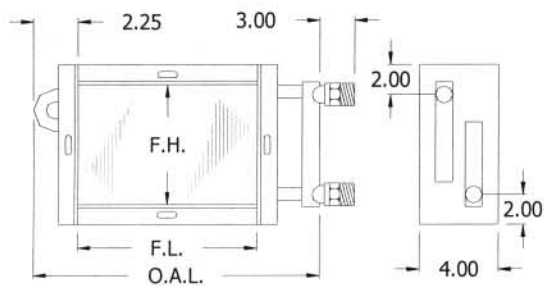
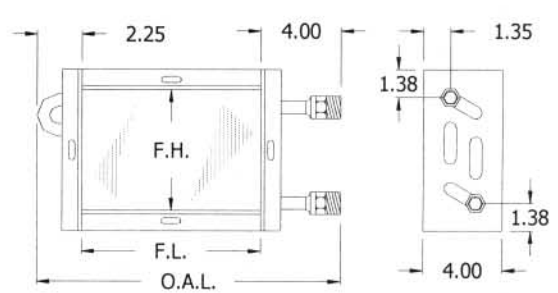
2 ROW COILS



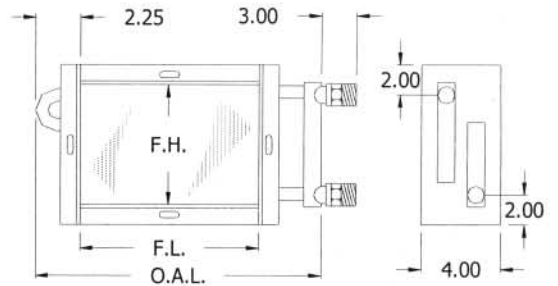
ARRANGEMENT "A"
SINGLE FEED



ARRANGEMENT "B"
TWO FEED



ARRANGEMENT "C"
HEADERED



ALL DIMENSIONS ARE IN INCHES

HEADERED MODELS

OVERALL LENGTH = FIN LENGTH PLUS DIMENSION FROM CHART BELOW

NON-HEADERED MODELS
OVERALL LENGTH = FIN LENGTH PLUS 6.25"

ALL COILS SUPPLIED WITH 1.00" X .312" SLOTS
CENTER OF TOP, BOTTOM, AND SIDES

CONNECTION SIZE	ADD TO F.L. DIMENSION
3/4" M.P.T OR 7/8" SWEAT	6.250"
1.0" M.P.T. OR 1 1/8" SWEAT	6.500"
1.25" M.P.T. OR 1 3/8" SWEAT	6.750"
1.50" M.P.T. OR 1 5/8" SWEAT	7.000"
2.00" M.P.T. OR 2 1/8" SWEAT	7.500"

CONSTRUCTION SPECIFICATIONS

COIL TUBES - ALL COILS HAVE 5/8" O.D. COPPER TUBES WITH .020" WALL AND STAGGERED TUBE PATTERN

FINS - ALL COILS HAVE .006" THICK DIE FORMED PLATE-TYPE ALUMINUM FINS

CONNECTIONS - SUPPLY AND RETURN CONNECTIONS ARE AVAILABLE IN COPPER M.P.T. OR SWEAT

CASING - ALL COILS HAVE 18 GAUGE GALVANIZED STEEL CASING

TESTING - ALL COILS ARE LEAK TESTED UNDER WATER WITH 550 PSIG DRY NITROGEN

HEADERED MODELS ARE SUPPLIED WITH 1/4" VENT AND DRAIN CONNECTIONS

DRAWING NO. 5FB100

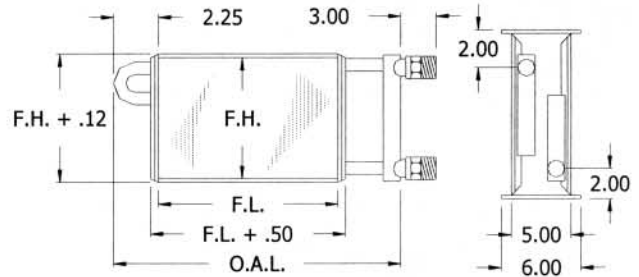
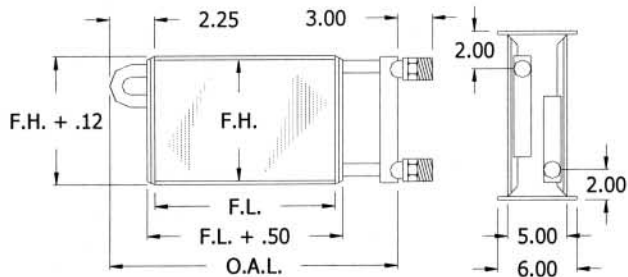
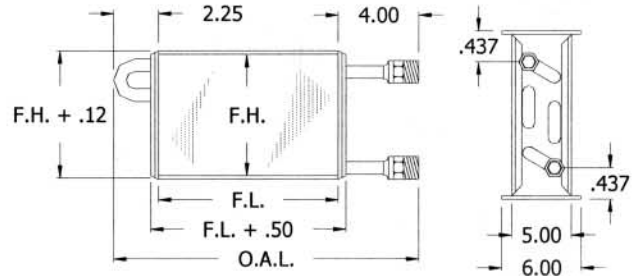
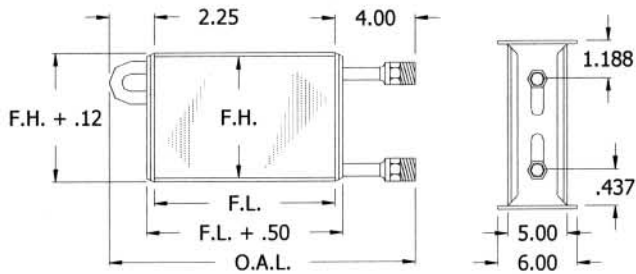
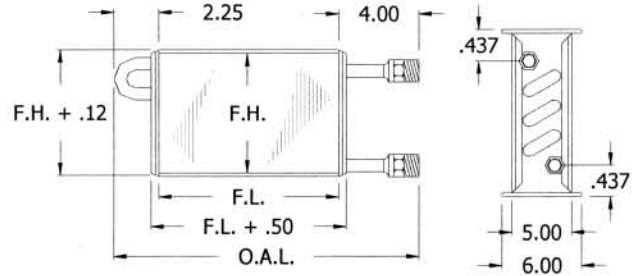
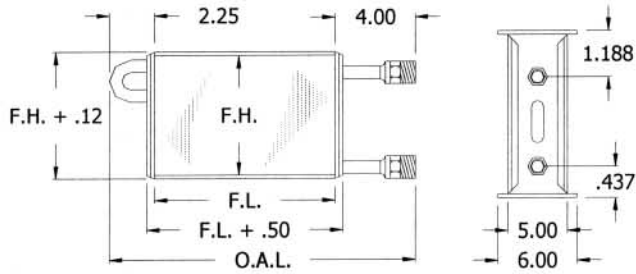
PO Box 578 * Devault, PA 19432 * PH:(800)USA-COIL
PH:(610)296-9668 * Fax:(610)296-9763 * Email: sales@usacoil.com * www.usacoil.com

5/8" TUBE 1 AND 2 ROW BOOSTERS

1 ROW COILS

SLIP & DRIVE STYLE CASING

2 ROW COILS

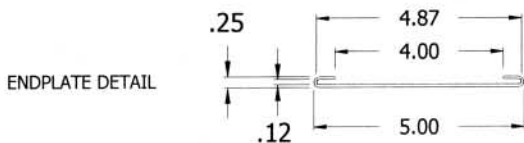


ALL DIMENSIONS ARE IN INCHES

HEADERED MODELS

NON-HEADERED MODELS
OVERALL LENGTH = FIN LENGTH PLUS 6.25"

OVERALL LENGTH = FIN LENGTH PLUS DIMENSION FROM CHART BELOW



CONSTRUCTION SPECIFICATIONS

CONNECTION SIZE	ADD TO F.L. DIMENSION
3/4" M.P.T OR 7/8" SWEAT	6.250"
1.0" M.P.T. OR 1 1/8" SWEAT	6.500"
1.25" M.P.T. OR 1 3/8" SWEAT	6.750"
1.50" M.P.T. OR 1 5/8" SWEAT	7.000"
2.00" M.P.T. OR 2 1/8" SWEAT	7.500"

COIL TUBES - ALL COILS HAVE 5/8" O.D. COPPER TUBES WITH .020" WALL AND STAGGERED TUBE PATTERN
 FINS - ALL COILS HAVE .006" THICK DIE FORMED PLATE-TYPE ALUMINUM FINS
 CONNECTIONS - SUPPLY AND RETURN CONNECTIONS ARE AVAILABLE IN COPPER M.P.T. OR SWEAT
 CASING - ALL COILS HAVE 18 GAUGE GALVANIZED STEEL CASING
 TESTING - ALL COILS ARE LEAK TESTED UNDER WATER WITH 550 PSIG DRY NITROGEN
 HEADERED MODELS ARE SUPPLIED WITH 1/4" VENT AND DRAIN CONNECTIONS

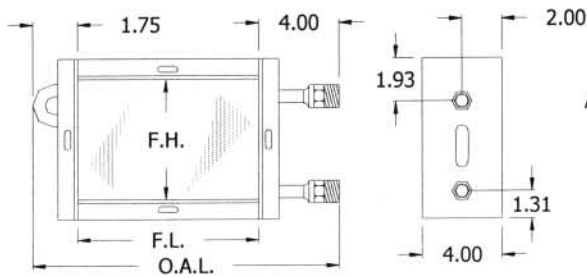
DRAWING NO. 5SB100

PO Box 578 * Devault, PA 19432 * PH:(800)USA-COIL
 PH:(610)296-9668 * Fax:(610)296-9763 * Email: sales@usacoil.com * www.usacoil.com

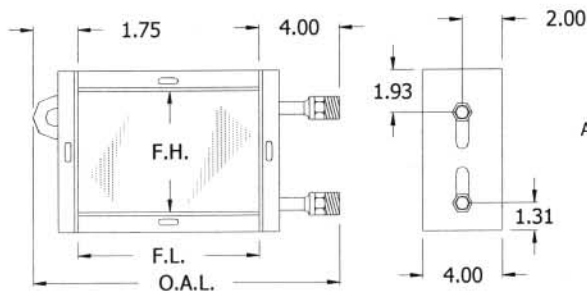
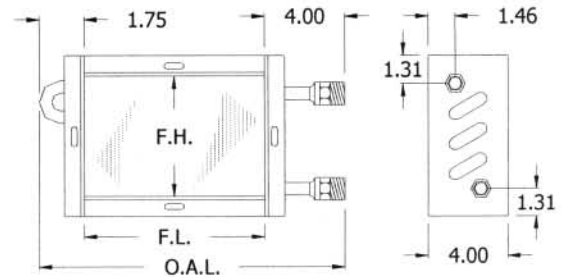
1/2" TUBE 1 AND 2 ROW BOOSTER COILS

1 ROW COILS

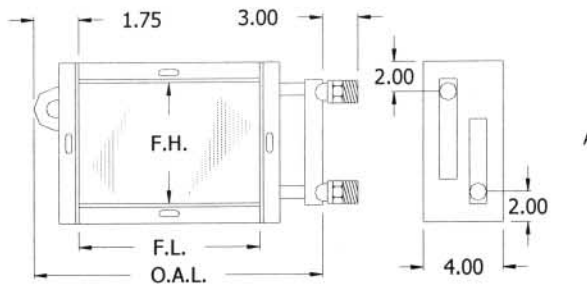
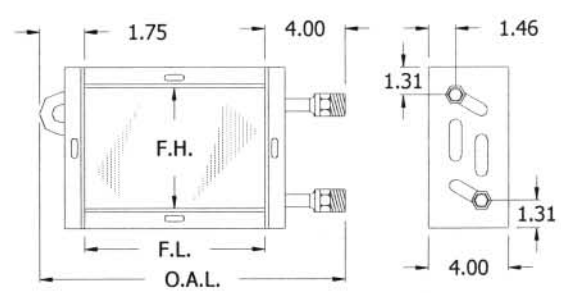
2 ROW COILS



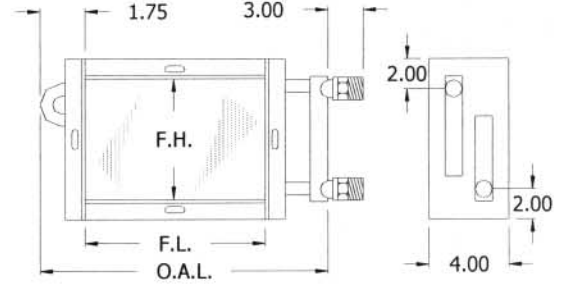
ARRANGEMENT "A"
SINGLE FEED



ARRANGEMENT "B"
TWO FEED



ARRANGEMENT "C"
HEADERED



ALL DIMENSIONS ARE IN INCHES

HEADERED MODELS

OVERALL LENGTH = FIN LENGTH PLUS DIMENSION FROM CHART BELOW

NON-HEADERED MODELS
OVERALL LENGTH = FIN LENGTH PLUS 6.25"

ALL COILS SUPPLIED WITH 1.00" X .312" SLOTS
CENTER OF TOP, BOTTOM, AND SIDES

CONNECTION SIZE	ADD TO F.L. DIMENSION
3/4" M.P.T OR 7/8" SWEAT	6.250"
1.0" M.P.T. OR 1 1/8" SWEAT	6.500"
1.25" M.P.T. OR 1 3/8" SWEAT	6.750"
1.50" M.P.T. OR 1 5/8" SWEAT	7.000"
2.00" M.P.T. OR 2 1/8" SWEAT	7.500"

CONSTRUCTION SPECIFICATIONS

- COIL TUBES - ALL COILS HAVE 1/2" O.D. COPPER TUBES WITH .016" WALL AND STAGGERED TUBE PATTERN
- FINS - ALL COILS HAVE .006" THICK DIE FORMED PLATE-TYPE ALUMINUM FINS
- CONNECTIONS - SUPPLY AND RETURN CONNECTIONS ARE AVAILABLE IN COPPER M.P.T. OR SWEAT
- CASING - ALL COILS HAVE 18 GAUGE GALVANIZED STEEL CASING
- TESTING - ALL COILS ARE LEAK TESTED UNDER WATER WITH 550 PSIG DRY NITROGEN
- HEADERED MODELS ARE SUPPLIED WITH 1/4" VENT AND DRAIN CONNECTIONS

DRAWING NO. 4FB100

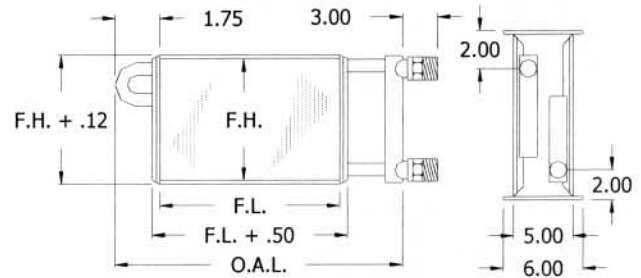
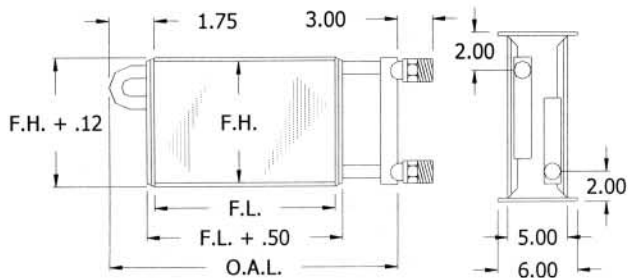
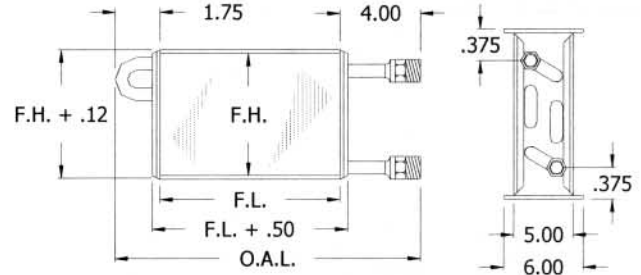
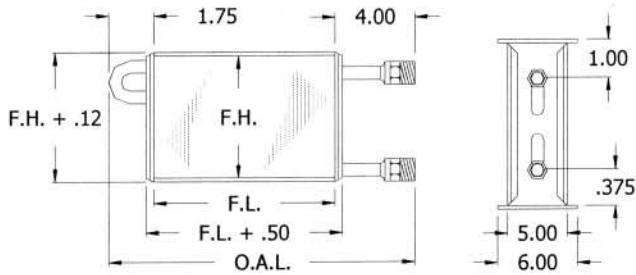
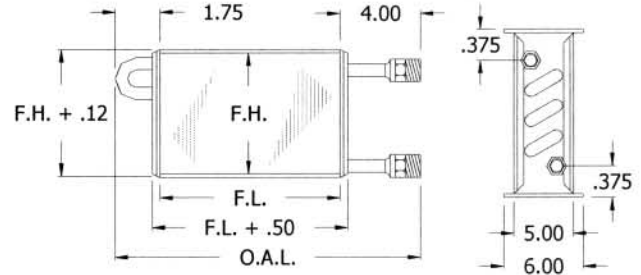
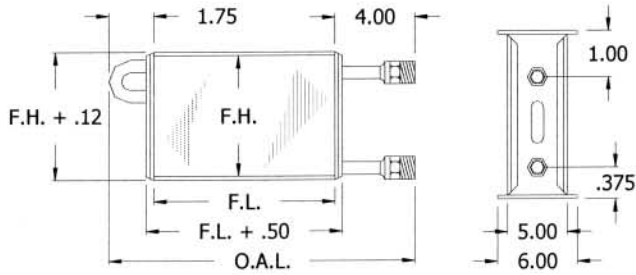
PO Box 578 * Devault, PA 19432 * PH:(800)USA-COIL
PH:(610)296-9668 * Fax:(610)296-9763 * Email: sales@usacoil.com * www.usacoil.com

1/2" TUBE 1 AND 2 ROW BOOSTERS

1 ROW COILS

SLIP & DRIVE STYLE CASING

2 ROW COILS

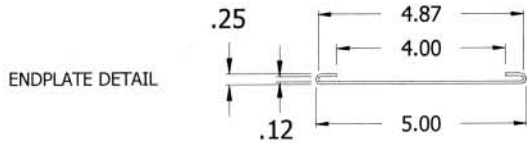


ALL DIMENSIONS ARE IN INCHES

HEADERED MODELS

OVERALL LENGTH = FIN LENGTH PLUS DIMENSION FROM CHART BELOW

NON-HEADERED MODELS
OVERALL LENGTH = FIN LENGTH PLUS 6.25"



CONSTRUCTION SPECIFICATIONS

CONNECTION SIZE	ADD TO F.L. DIMENSION
3/4" M.P.T OR 7/8" SWEAT	6.250"
1.0" M.P.T. OR 1 1/8" SWEAT	6.500"
1.25" M.P.T. OR 1 3/8" SWEAT	6.750"
1.50" M.P.T. OR 1 5/8" SWEAT	7.000"
2.00" M.P.T. OR 2 1/8" SWEAT	7.500"

COIL TUBES - ALL COILS HAVE 1/2" O.D. COPPER TUBES WITH .016" WALL AND STAGGERED TUBE PATTERN
 FINS - ALL COILS HAVE .006" THICK DIE FORMED PLATE-TYPE ALUMINUM FINS
 CONNECTIONS - SUPPLY AND RETURN CONNECTIONS ARE AVAILABLE IN COPPER M.P.T. OR SWEAT
 CASING - ALL COILS HAVE 18 GAUGE GALVANIZED STEEL CASING
 TESTING - ALL COILS ARE LEAK TESTED UNDER WATER WITH 550 PSIG DRY NITROGEN
 HEADERED MODELS ARE SUPPLIED WITH 1/4" VENT AND DRAIN CONNECTIONS

DRAWING NO. 4SB100

PO Box 578 * Devault, PA 19432 * PH:(800)USA-COIL
 PH:(610)296-9668 * Fax:(610)296-9763 * Email: sales@usacoil.com * www.usacoil.com