

Whether you need replacement coils for an existing HVAC/Heat Exchange system or a totally new design, we have the expertise and the equipment to meet your needs. Standard and custom designs are available. Our cutting edge coil sizing/selection program is the most intuitive and easy to use sizing software application in the industry. Our software quickly generates performance charts & drawings to match your specification needs.


EXISTING COIL REPLACEMENT

USA Coil & Air has an extensive library of OEM designs and can help with the replacement of all major OEM manufactured coils, including but not limited to: Carrier, Trane, McQuay, York, Heatcraft, Aerofin, American-Standard, Bohn, Colmac, Marlo and more.



QUICK SHIPMENT OPTIONS


USA Coil & Air applies more than 50 years of design and manufacturing experience in the coil and air handling business along with a sincere dedication to providing you with the right products fast. The USA Coil & Air Quick Ship Program helps assure that you can meet deadlines.



All our coils can be built on our 5 or 10 working day Expedited Schedule. Under emergency circumstances, some coils can be built in as little as 1 day.

COATING AVAILABILITY

USA Coil uses "Fin-KOTE", an 8th generation E-Coat designed for extreme environments, with high edge build for improved life, high flexibility for bending and improved handling, and corrosion protection like no other coating can provide. Corrosion resistance is superior to other coating application methods because immersion E-Coat provides a complete, uniform coating – even in corners, on edges and in hard to reach, partially enclosed spaces.



Because the applied coating contains very little water, there are no runs or sags and parts can be handled almost immediately. Consistent, controlled application without spray gun error nearly eliminates the need for manual touch ups.



800-USA-COIL



WWW.USACOIL.COM



MADE IN USA

MATERIALS & SPECIFICATIONS


Also known as: DX Coils, DX Expansion Cooling Coils, DX Cooling Coils, Coil Evaporators, Refrigeration Evaporators and Refrigerant Evaporators our DX evaporator coils are built with either 3/8", 5/8" or 1" O.D. tubes and multiple wall thickness options. Various circuiting capabilities as well as face split and intertwined designs available

TUBES



Seamless copper tubes shall be mechanically expanded into plate aluminum or copper fins to form an everlasting bond between primary and secondary surfaces. Tubes are to be mechanically expanded into fins (secondary surface) for maximum heat transfer.

FINS



Secondary surface (fins) shall be of the plate-fin design using aluminum or copper, with die-formed collars. Fin design to be flat, waffle, or sine-wave in a staggered tube pattern to meet performance requirements. Collars will hold fin spacing at specified density, and cover the entire tube surface. Fins are to be free of oils and oxidation.

HEADERS



Headers (manifolds), shall be constructed of a minimum .060" wall seamless copper. Die-formed copper end caps are brazed on the inside of the headers, unless spun-closed (for sizes up to 1-3/8").

CONNECTIONS

Evaporator coils shall be designed with brass liquid distributors (as required), and copper sweat suction connections. Distributors shall be capped using soft-solder for ease of cap removal; suction connections shall be capped.

CASING



Coil casing material shall be galvanized steel at a 16 gauge minimum. Heavier material, stainless steel, copper or aluminum casings are available as required.

Intermediate supports are required on all coils 48" of finned length and longer. Coil casings on top and bottom of coils are to have double-flange construction, allowing for vertical stacking of coils.

PRESSURE TESTING



Coils shall be tested at 550 psig using dry nitrogen, submerged under water. Dual-operator verification shall determine that all coils are leak-free.

Coils shall be shipped with nitrogen charge to verify leak-free integrity, and to prevent moisture migration into coil.

CERTIFICATION



Coils shall be UL recognized as Refrigerant Containing Component. Coils to be used with refrigerant R-410A shall have undergone cycle testing, and shall be safety listed with 750 psig rating.

DX EVAPORATOR COILS					DX EVAPORATOR COILS		
Standard / Base in Bold Below						Standard	Optional
Tube O.D.	Tube Thick	Optional Tube	Fin Thick	Optional Fin	Fin Material	Aluminum	Copper; Stainless Steel
3/8"	.014	.016 .022	.005	.006 .0075	Casing Material	Galv. Steel 16 gauge	Galv. Steel 14 gauge Stainless Steel 16 gauge
1/2"	.016	.025	.006	.0075 .010	Connection Material	Copper	N/A
5/8"	.020	.025 .035 .049	.006	.0075 .010	Tube Material	Copper	N/A
					Header Material	Copper	N/A

Products and specifications subject to change without notice.

